

## DOWNLIGHTS SOBREPONER

### Características

Material	Al
Terminado	Negro
Pantalla	Ps
Índice de protección	IP20
Base	Cercha de Sobreponer
Dimensiones mm	ø222*33 mm
Lúmenes	1,700 Lm
Temperatura	3,500K
Ángulo	120°

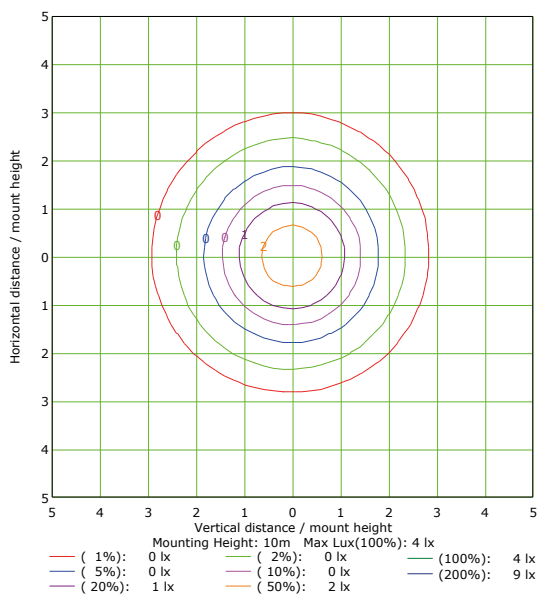
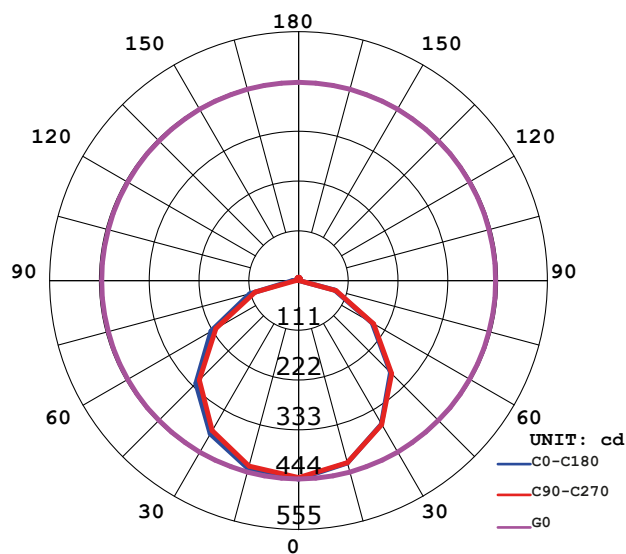
### Parámetros Eléctricos

Tensión Nominal [V~]	85-265V~
Consumo de Potencia [W]	18W
Frecuencia Nominal [Hz]	50/60Hz
Consumo de Corriente [A]	0.21-0.06A
Temperatura de Operación	-10 a 45 °C

### Beneficios

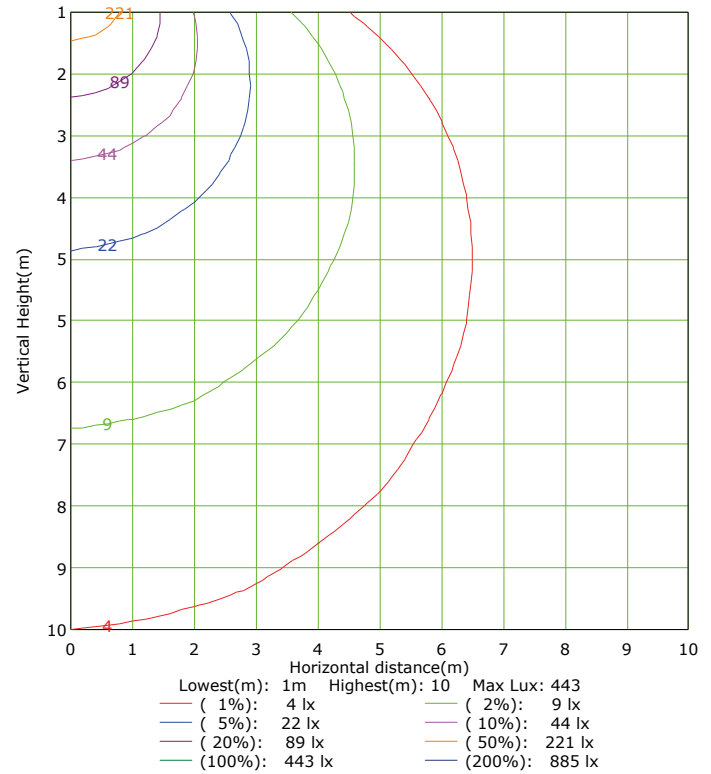
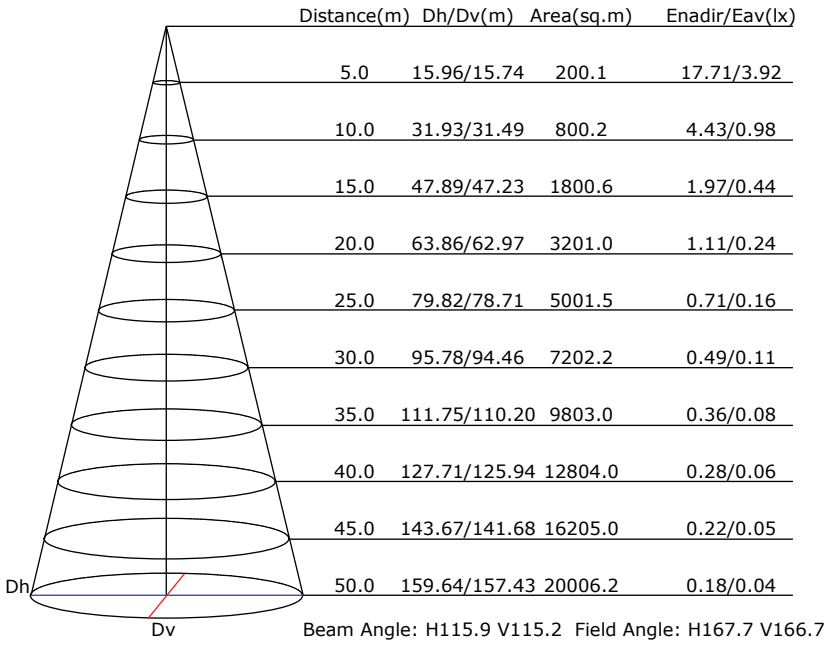
Garantía	3 Años de Garantía*
Certificación	NOM

### LUMINOUS INTENSITY DISTRIBUTION DIAGRAM

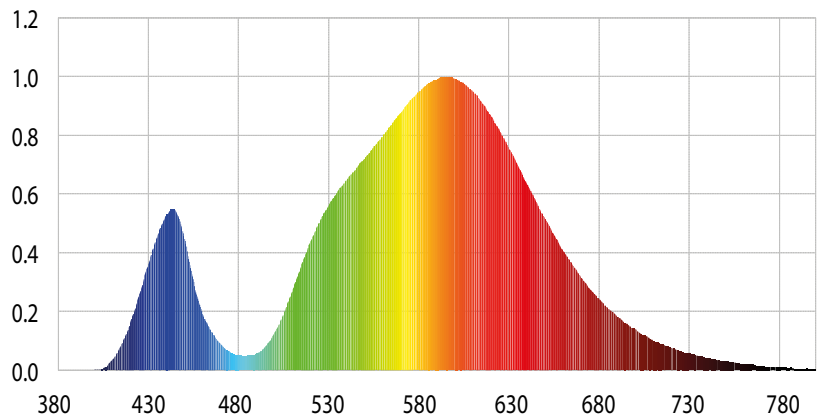
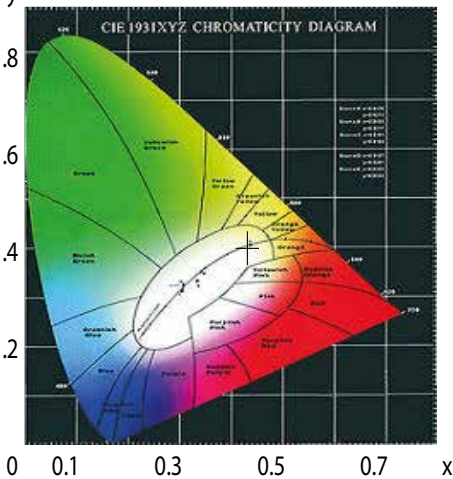


Características y Valores Aproximados

\*Importante revisar la póliza de garantía de cada producto



## CIE1931 CHROMATICITY DIAGRAM



### Parámetros colorimétricos

CCT: Tc=3066K (duv=0.00035)

CRI: Ra= 70.0, avgR(1~14)= 60.2, avgR(1~15)=60.4

### Parámetros fotométricos

Luminous Flux:1250.25 Lm

EEL: 0.20

Pupil Flux: 1399.85Plm

Efficiency: 66.22 Lm/W

Energy Efficiency Class: A+ (EU 874-2012)

Pupil Lumens Per Watt: 74.14 Plm/W

Radiant Power: 3.621 W

Pupil Factor (Kp): 1.120

### Parámetros eléctricos

Voltage: 127.00V

Power Factor: 0.6100

Current: 0.2430A

Frequency: 60.00Hz

Power:18.88W